

# 10135800


R010624

# CUMMINS




c.c. 8300 (mm) 114 (mm)

1 6CT8.3;6CTA8.3



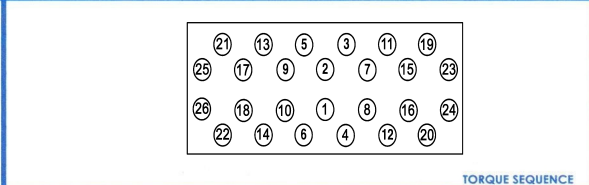
1 1000 Km -90°+20 Kpm **RETIGHTENING**



1 1000 Km -90°+145 lbf **RETIGHTENING**

**ROUGHNESS**

|                        |              |            |
|------------------------|--------------|------------|
|                        |              |            |
|                        | MLS          |            |
| ALUMINIUM<br>ALUMINIO  | 0.5 / 1.0 µm | 2.3 µm MAX |
| CAST IRON<br>FUNDICIÓN | 1.5 / 1.8 µm | 3.8 µm MAX |



**TORQUE SEQUENCE**



**-90° +**  
**-180°**  
<>

LOOSEN NUT AND TIGHTEN BOLT BY BOLT RESPECTING THE SPECIFIED TORQUE AND ORDER  
AFLOJAR NUT Y APRIAR TORNILLO A TORNELLO CON EL PAR Y ORDEN ESPECIFICADOS  
LOOSEN ALL THE NUTS  
AFLOJAR TODOS LOS TORNELLOS  
RUN THE ENGINE UNTIL TOTAL OPENING OF THE THERMOSTAT  
LET THE ENGINE COOL DOWN FOR 4 HOURS (WITH OPEN BONNET)  
OPEN THE CAP OF THE EXPANSION TANK OF THE WATER COOLING CIRCUIT  
RODAR EL MOTOR HASTA LA APERTURA TOTAL DEL TERMOSTATO  
DEJAR ENfriAR EL MOTOR CUATRO HORAS (CAPOT ABIERTO)  
ABRIR EL TAPON DEL VASO DE EXPANSION DEL CIRCUITO DEL AGUA DE REFRIGERACION

AJUSA IS NOT RESPONSIBLE FOR ANY UPGRADE AFTER THIS DOCUMENT HAD BEEN PRINTED. FOR MORE INFO PLEASE SCAN THIS QR CODE OR VISIT OUR WEBSITE [www.ojusa.es](http://www.ojusa.es)

AJUSA NO SE RESPONSABILIZA DE CUALQUIER ACTUALIZACION POSTERIOR A LA IMPRESION DE ESTE DOCUMENTO. PARA MAYOR INFORMACION CAPTURE CON SU SMARTPHONE EL SIGUIENTE CODIGO QR O VISITE NUESTRA PAGINA WEB [www.ojusa.es](http://www.ojusa.es)